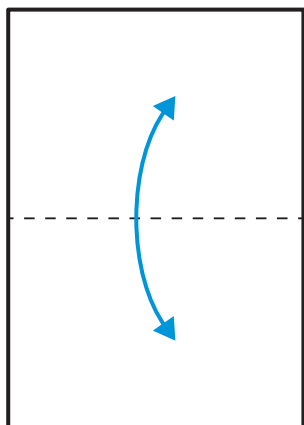


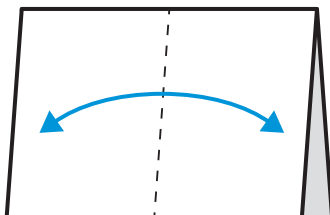


Activity Time...

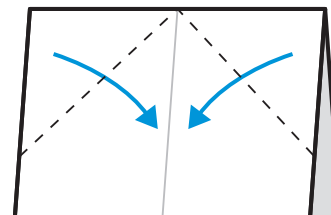
Make your own paper boat!



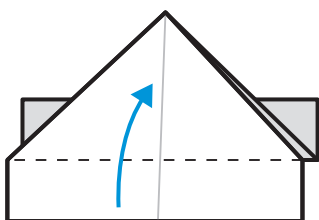
- 1 Fold your sheet of paper in half



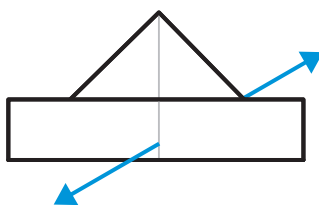
- 2 Then, fold in half again to make a crease



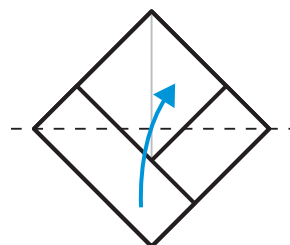
- 3 Fold in the corners



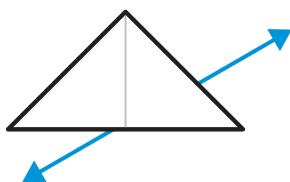
- 4 Fold up the bottom edges on both sides



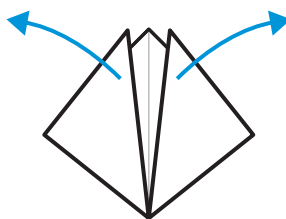
- 5 Pull out the two sides and flatten, tucking in the flaps



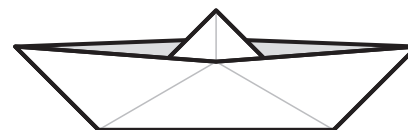
- 6 Fold both front and back layers up to create a triangle



- 7 Pull sides apart, holding the bottom edge, and flatten



- 8 Pull top flaps outwards



- 9 Squish at the bottom and pull up the sides

You have a boat !!